

# Equality and Diversity Statistics

2021

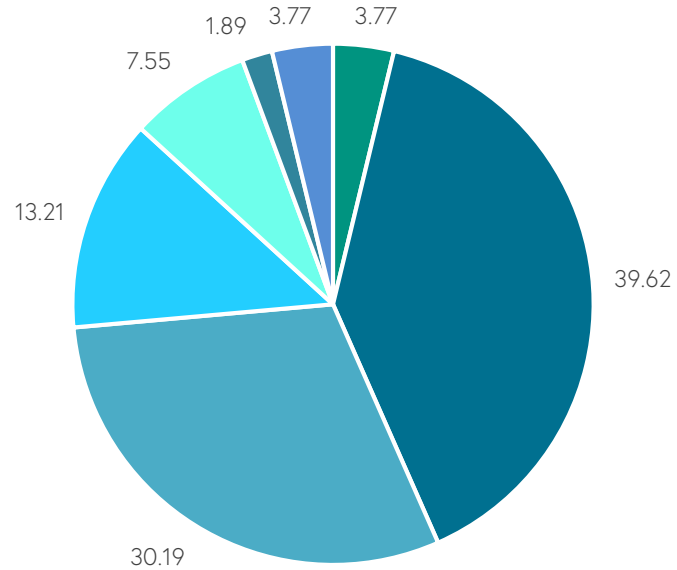
# Harding Evans Statistics 2021

---

- All employees were sent the questionnaire and assured that only the necessary data would be collated and that the questionnaire remained completely anonymous.
- Employees were encouraged to participate, however, had no obligation to complete.
- All collated data was reported to the SRA to aid in the monitoring of the legal professions as a whole.
- We did not publicly publish any data which may enable individuals to be identified.
- Our June 2021 questionnaire received a response rate of 50%.

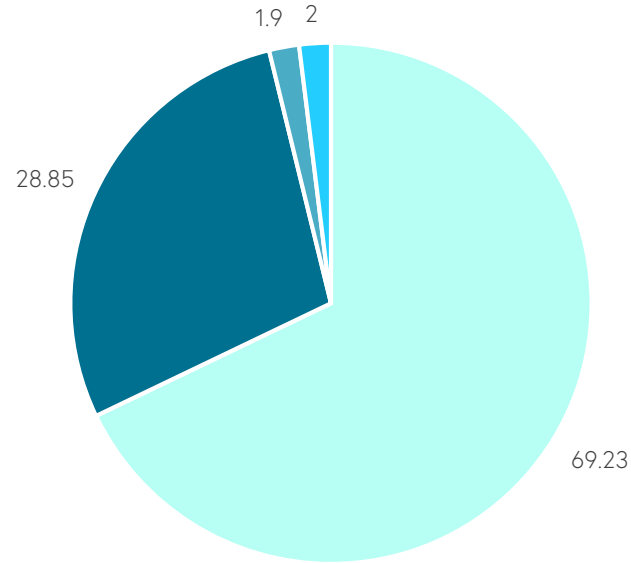


# Age Range %



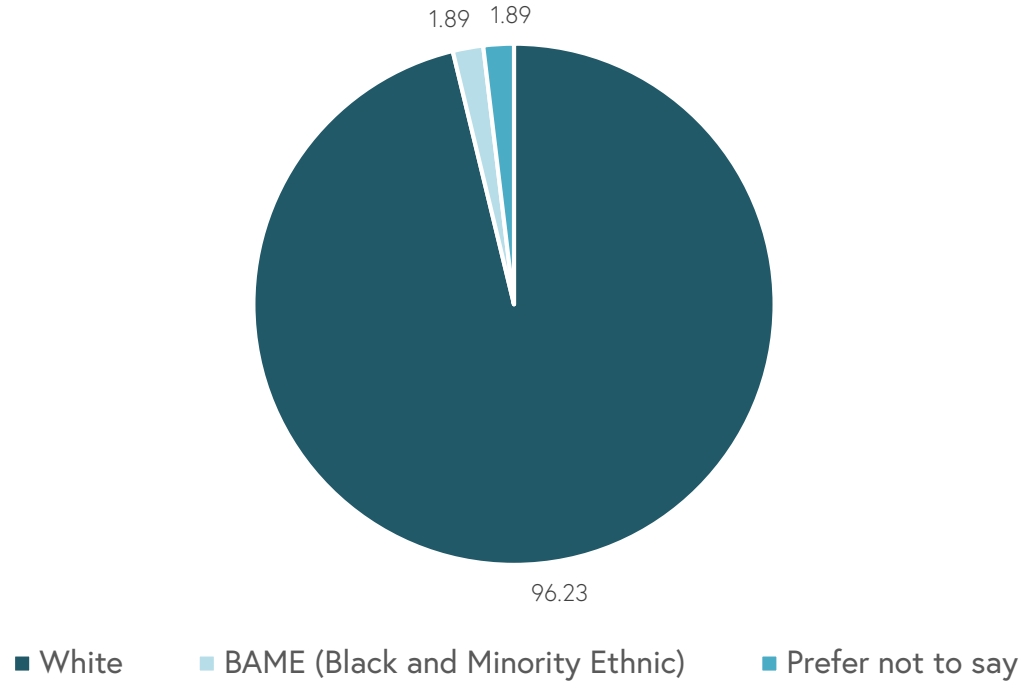
■ 16-25 ■ 25-34 ■ 35-44 ■ 45-54 ■ 55-64 ■ 65+ ■ Prefer not to say

# Gender %

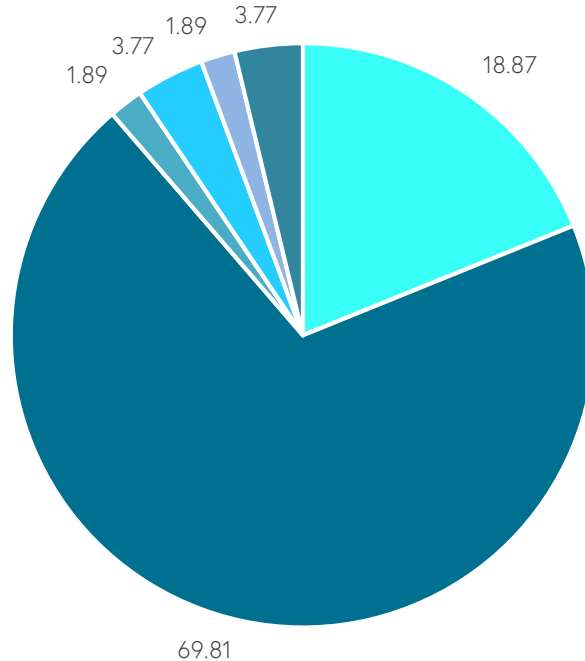


Female Male Other preferred description Prefer not to say

# Ethnicity %

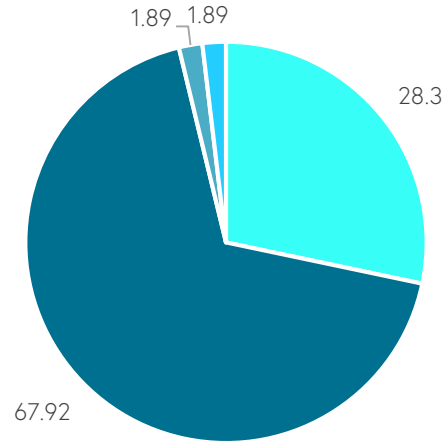


# Type of school attended %



- UK state run or funded school (selective on academic, faith or other grounds)
- UK state run or funded school (non-selective)
- UK independent/ fee-paying school (no bursary)
- UK independent/fee-paying school (bursary)
- Prefer not to say
- Attended school outside the UK

## Highest qualification of our staff's parents %



- Yes, one or both of my parents attended university
- No, neither of my parents attended university
- Don't know/Not sure
- Prefer not to say

